

RHYTHM # 3

OOM PAH




RHYTHM NUMBER 3

'Oom Pah'

Practice playing a right hand C chord (at Middle C)
at a steady 4 BEATS per bar.

RH CHORDS **C** **C** **C** **C**



COUNT 1 2 3 4 1 2 3 4 1 2 3 4 1 2 3 4

Now see if you can add in a two note pattern in the left hand


Notice that the left hand pattern uses two notes that are in the Right Hand chord
ie The 3 notes in the Right Hand chord are **C E G**

The Left Hand pattern uses the notes **C** and **G** as well but in 'reverse'

Be careful NOT to play too many beats in the left hand!

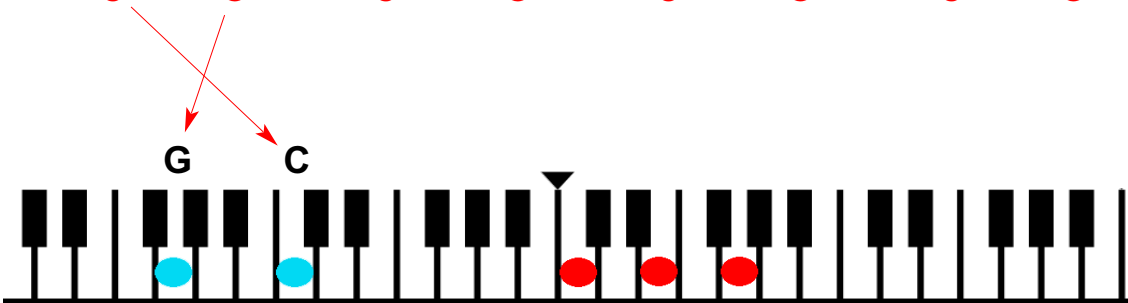
EACH left hand note is HELD for two right hand beats

RH CHORDS **C** **C** **C** **C**



COUNT 1 2 3 4 1 2 3 4 1 2 3 4 1 2 3 4


LH Notes **C** **G** **C** **G** **C** **G** **C** **G**



G **C**

Mid finger Thumb

The 2 Left Hand notes



Right Hand
C Chord

Now see if you can transpose this rhythmic pattern to the chords you played for
BLUE MOON C, Am, F and G

Oom Pah Rhythm

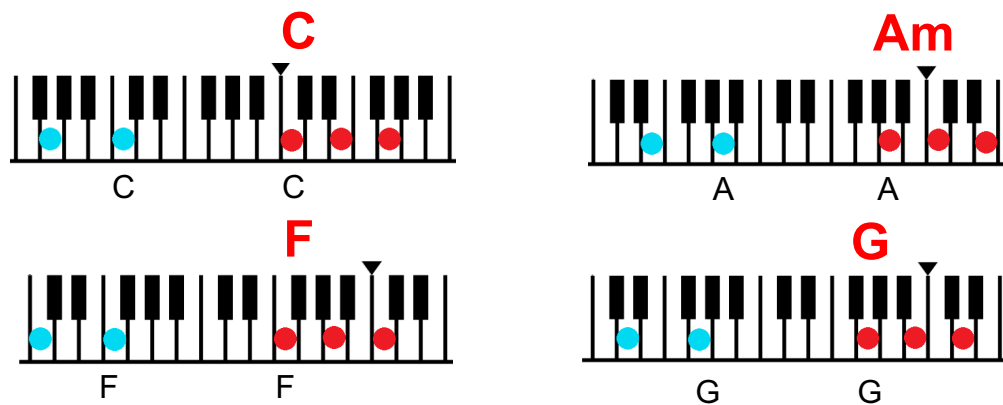
Practice Progression

All you need to do is transpose the Oom-Pah Rhythm you just learned for the chord of C to the other chords in the sequence C, Am, F, G

Each pattern will **FEEL** the same...

Note that Am, F and G are all played **BELOW** middle C

This common progression is used in dozens of upbeat songs such as **Octopus's Garden**



RH CHORDS

C **C** **Am** **Am**

Piano

LH Notes **C** **G** **C** **G** **A** **E** **A** **E**

F **F** **G** **G**

5

F **C** **F** **C** **G** **D** **G** **D**

MORE 'OOM PAH' PRACTICE USING THE C FAMILY CHORDS



In the following practice chord progressions you will see chord symbols either written above lyrics or inside boxes.

Each time you see a chord symbol you must play the rhythm using that chord for 4 beats.

EXAMPLE 1

OH WHEN THE SAINTS

Oh When the Saints - go marchin in --- Oh when the Saints go mar - chin in

C Chord
Oom Pah
Rhythm for
4 Beats

C Chord
Oom Pah
Rhythm for
4 Beats

C Chord
Oom Pah
Rhythm for
4 Beats

C Chord
Oom Pah
Rhythm for
4 Beats

C Chord
Oom Pah
Rhythm for
4 Beats

C Chord
Oom Pah
Rhythm for
4 Beats

G Chord
Oom Pah
Rhythm for
4 Beats

G Chord
Oom Pah
Rhythm for
4 Beats

EXAMPLE 2 Each box represents 1 'bar' (4 BEATS)

Rhythm - Oom Pah (SONG SONG BLUE - Neil Diamond)

C	C	G	G	G	G	C	C
C Chord Oom Pah Rhythm for 4 Beats	C Chord Oom Pah Rhythm for 4 Beats	G Chord Oom Pah Rhythm for 4 Beats	G Chord Oom Pah Rhythm for 4 Beats	G Chord Oom Pah Rhythm for 4 Beats	G Chord Oom Pah Rhythm for 4 Beats	C Chord Oom Pah Rhythm for 4 Beats	C Chord Oom Pah Rhythm for 4 Beats

OOM PAH RHYTHM PRACTICE PROGRESSIONS

OH WHEN THE SAINTS

C C C C C C G G
Oh When the Saints - go marchin in ---- Oh when the Saints go mar - chin in

C C F F C G C
I wanna be - in that num - ber Oh when the saints go marc - hin in

WHISKY IN THE JAR

C C Am Am
As I was going over the Kilmagenny mountain

F F C C
I met with captain Farrell and his money he was counting.

C C Am Am
I first produced my pistol, and then produced my rapier.

F F C C
Said stand and deliver, for I am a bold deceiver,

G G
musha ring dumma do damma da

F F
whack for the daddy 'ol

F F
whack for the daddy 'ol

C G C
there's whiskey in the jar

FROGGIE WENT A COURTIN'

C C C C
Froggie went a courtin' he did ride uh huh

C C G G
Froggie went a courtin' he did ride uh huh

C C F F
Froggie went a courtin' he did ride - with a sword and a pistol by his side

C G C
Froggie went a courtin' he did ride uh huh

OOM PAH RHYTHM PRACTICE PROGRESSIONS

JINGLE BELLS

C **C** **C** **F** **F** **G**
 Dashing through the snow - in a one horse open sleigh O'er fields we go
G **C** **C** **C** **C** **F** **F**
 Laughing all the way - Bells on bobtail ring - making spirits bright - What fun
G **G** **C**
 is to ride and sing a sleighing song to - night
C **C** **C** **C** **F** **C** **G**
 Jingle Bells Jingle Bells Jingle all the way Oh what fun it is to ride in a one
G **C** **C** **C** **C** **C** **F**
 horse open sleigh Oh Jingle Bells Jingle Bells Jingle all the way Oh what fun
C **G** **C**
 it is to ride in a one horse open sleigh

Rhythm - Oom Pah (SONG SONG BLUE - Neil Diamond)

C	C	G	G	G	G	C	C
----------	----------	----------	----------	----------	----------	----------	----------

Rhythm - Oom Pah (KING O' THE ROAD)

C	F	G	C	C	F	G	G
Repeat							

Rhythm - Oom Pah (IN THE SUMMERTIME - Mungo Jerry / 12 bar blues)

C	C	C	C	F	F
C	C	G	F	C	C

*The above progressions are for improvisational purposes only.

You can find the complete chord progressions, with lyrics, for FREE at ultimate-guitar.com

Ultimate Guitar is one of the only chord sites that pay artists for the use of their songs