

Let's make it more interesting
by adding some notes in the
left hand..

RHYTHM # 1

LEFT NOTE / RIGHT CHORD




RHYTHM 1 - “Left note / Right chord”

The left hand notes are the SAME note as the first note of the ‘matching’ right hand chord but played an octave LOWER (8 notes to the left)


Use ANY left hand finger (for now).

PLAY LEFT HAND




C

Then RIGHT HAND




C Chord

Then LEFT HAND




A

Then RIGHT HAND




Am Chord

Then LEFT HAND



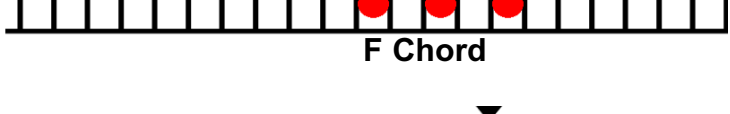
F

Then RIGHT HAND



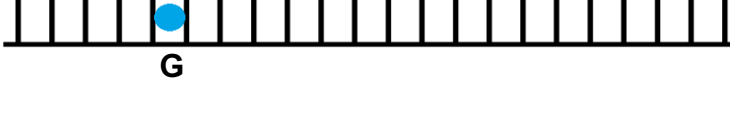
F Chord

Then LEFT HAND



G

Then RIGHT HAND



G Chord

REPEAT

1- 13

If you keep repeating this pattern you should recognize the sequence.

LOTS of songs use this exact rhythm and chord sequence - it is actually known as the '1950s Chord Progression'

Play the sequence and see if you can SING-ALONG with the following songs - you may have to change the speed you play for each song

Always look on bright side of your life - Eric Idle - Monty Python

All I have to do is dream - Boudleaux Bryant (covered by Everly Brothers)

A Teenager in Love - Doc Pomus

Beyond the Sea - Jack Lawrence / Charles Trenet (cover - Frank Sinatra)

Blue Moon - Rodgers and Hart

Earth Angel - Curtis Williams (used in the film Back to the Future)

Eternal Flame - The bangles ("close your eyes - give me your hand...")

Happiness is a warm gun - Beatles (play very slowly)

Heart and Soul - Hoagy Carmichael & Frank Loesser 1938 (used in the film 'Big' with Tom Hanks)

I will always love you - Dolly Parton (covered Whitney Houston)

Lollipop Lollipop O lolly lollipop - Julius Dixson (covered by Chordettes)

Lonely This Christmas - Mud (covered by Elvis)

My Boy Lollipop - Robert Spencer

Oh Donna - Ritchie Valens

Red Red Wine - Neil Diamond (the original chord progression is slightly different but the song still fits with C Am F G)

Take It On The Run - REO Speedwagon (play each chord twice)

This Boy - Beatles

Remember

If you have NEVER played piano before
even basic chords can be quite difficult.

Go easy on yourself

It takes a while for your mind to get used to the
pattern of the keys

and it takes a while for your fingers to get used
to the strange shapes you are putting them in

It will get easier the more you practice.