

RHYTHM # 2

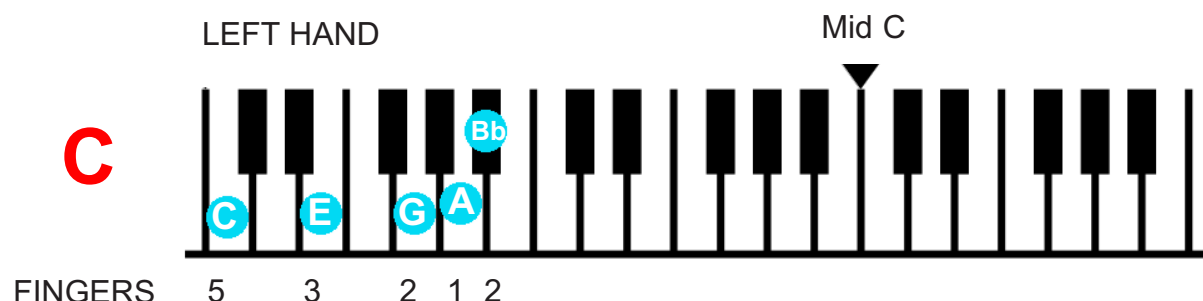
STRAIGHT EIGHT BOOGIE



STRAIGHT EIGHT BOOGIE RHYTHM **part 1**

(Jerry Lee Lewis)

Play these notes in the LEFT HAND separately from C up to Bb back down to E
(Use the correct fingering - notice you swivel on your thumb up to the Bb back to the G)



Remember - play C, then E, then G, then A, then Bb, then A again, down to G, and E - REPEAT

Now play a RIGHT HAND C chord (at middle C) **IN BETWEEN** each of the left hand notes



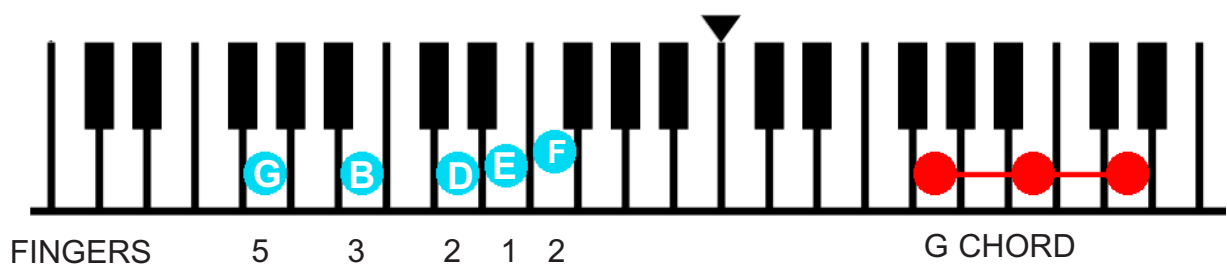
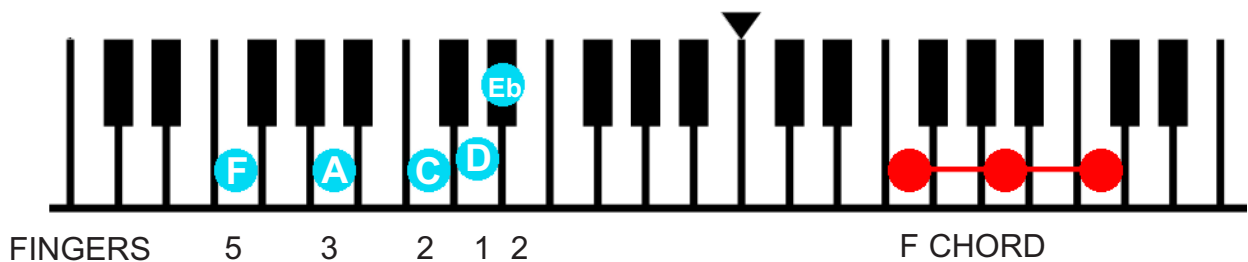
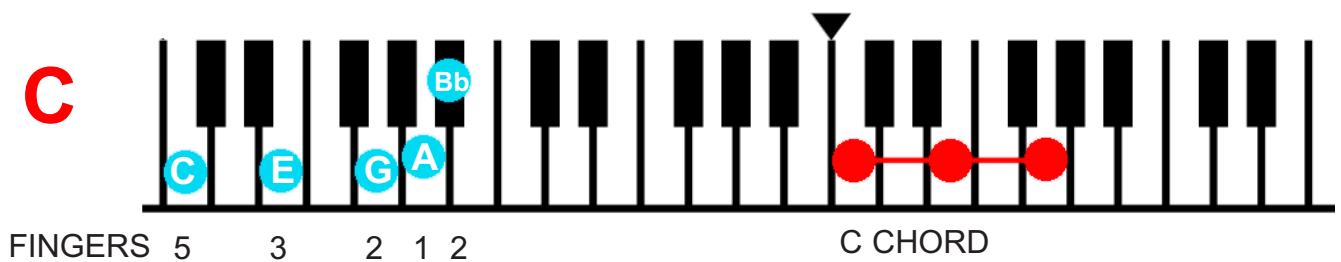
The above way is the easiest way to play this rhythm but the Jerry Lee Lewis way is to play 2 RIGHT hand chords for each left hand note. (8 HALF BEATS per bar)



STRAIGHT EIGHT BOOGIE **part 2**

Now that you can play the sequence using the chord of C, try transposing it all to the chords of F and G.

Notice that all three patterns are almost IDENTICAL but the G pattern ends on a white note instead of a black note



Now try the Jerry Lee Lewis style blues tune on the next page.

STRAIGHT EIGHT BOOGIE **part 3**

12 BAR JERRY LEE STYLE BOOGIE

* In bars 9 and 10 you only play half the left hand pattern for each chord

System 1 (Bars 1-3):

- Bar 1: C
- Bar 2: (C)
- Bar 3: C

System 2 (Bars 4-6):

- Bar 4: (C)
- Bar 5: F
- Bar 6: (F)

System 3 (Bars 7-9):

- Bar 7: C
- Bar 8: (C)
- Bar 9: G

System 4 (Bars 10-12):

- Bar 10: F
- Bar 11: C
- Bar 12: C (or G to repeat)

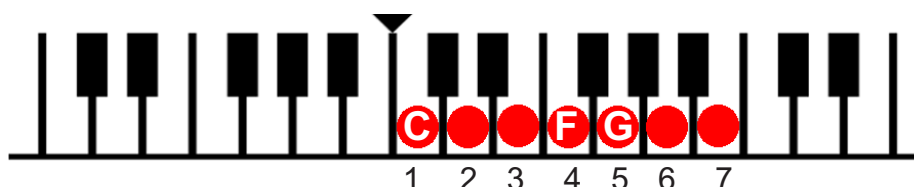
STRAIGHT EIGHT BOOGIE **part 4**

HOW TO WORK OUT A 12 BAR BLUES IN ANY KEY

The most basic 12 bar Blues only uses three chords.

For instance, in the key of C we use the chords C, F and G

If you go by the scale of C you will see that the three chords are built on the 1st, 4th and 5th notes of the scale (These chords are known as I, IV and V)



If we use this formula we can figure out the three basic Blues chords of ANY key. Here is the standard Blues progressions for the easier keys.

12 Bar Blues in C

| | | | | | |
|---|---|---|---|---|--------|
| C | C | C | C | F | F |
| C | C | G | F | C | C or G |

12 Bar Blues in G

| | | | | | |
|---|---|---|---|---|--------|
| G | G | G | G | C | C |
| G | G | D | C | G | G or D |

12 Bar Blues in F

| | | | | | |
|---|---|---|----|----|--------|
| F | F | F | F | Bb | Bb |
| F | F | C | Bb | F | F or C |

STRAIGHT EIGHT BOOGIE

PRACTICE SONGS

Try the following songs using the STRAIGHT EIGHT BOOGIE. Remember there are two ways to play it - with the Right Hand chord in-between each Left Hand note or using a Right Hand chord on every beat. It makes a big difference to the song!

I have suggested what key to play each song in but you can choose whatever key suits your voice

ALL SHOOK UP The key of **G** Alternating Right Hand

BLUE SUEDE SHOES **G** (opening riff F# on to G) Alternating Right Hand

CRAZY LITTLE THING CALLED LOVE (Queen) **G** Alternating Right Hand

DIZZY MISS LIZZIE **C** Full Right Hand

GOOD GOLLY MISS MOLLY (Little Richard) **C** Full Right Hand

GREAT BALLS OF FIRE (Jerry Lee Lewis) Full Right Hand

HOUND DOG (Elvis) Alternating Right Hand

JAILHOUSE ROCK **G** (opening riff F# on to G) Alternating Right Hand

JOHNNY B. GOODE (Chuck Berry) **G** Full Right Hand

LONG TALL SALLY (Little Richard) **C** Full Right Hand

LUCILLE (Little Richard) **C** Full Right Hand

ROLL OVER BEETHOVEN (Chuck Berry) **G** Full Right Hand

TEDDY BEAR **C** Alternating Right Hand

THAT'S ALRIGHT MAMA **C** Alternating Right Hand

TUTTI FRUTTI (Little Richard) **C** Full Right Hand

WHOLE LOT OF SHAKIN (Jerry Lee Lewis) **G** Full Right Hand