

# Advanced Chords

Made Easy

# BLUFF YOUR WAY '9', '11' and 'sus4' CHORDS

## ONE MAGIC FORMULA

The more tunes you play, the more you will see chords with the numbers 9, 11 and sus4 after them.

It is important to learn how to play these chords because they all add 'colour' to your tunes.

I have devised ONE MAGIC FORMULA that let's you bluff all three types of chord easily...

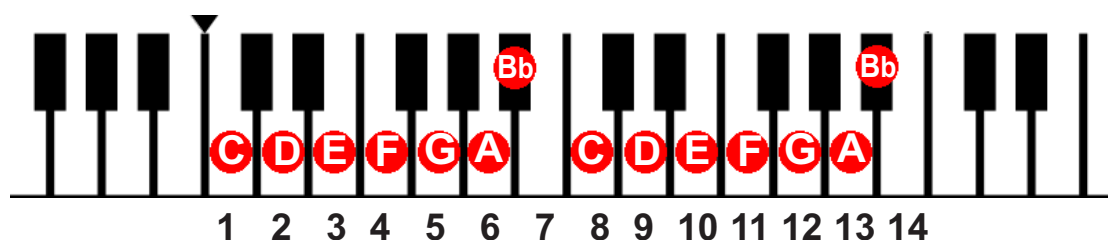
# BLUFF YOUR WAY - '9', '11' and 'sus4' CHORDS

## part 1 - Where the numbers come from

Chords are based on SCALES

Chord NOTE NUMBERS are derived from these scales

For instance, this is a C7 scale - (2 Octaves)



The chord of C uses 1 3 5 = C E G

The chord of Csus4 uses 1 3 4 5 = C E F G

The chord of C+ uses 1 3 5# = C E G#

The chord of C6 uses 1 3 5 6 = C E G A

The chord of C7 uses 1 3 5 7 = C E G Bb

The chord of C9 uses 1 3 5 7 9 = C E G Bb D

The chord of C11 uses 1 3 5 7 9 11 = C E G Bb D F

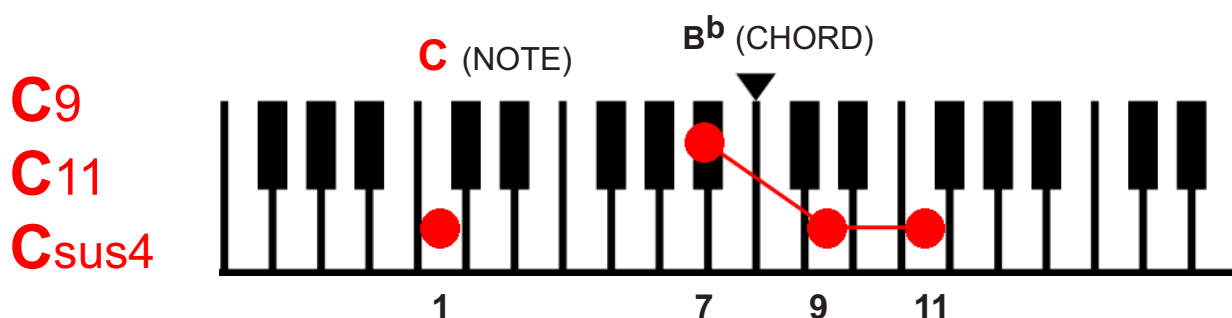
# BLUFF YOUR WAY - '9', '11' and 'sus4' CHORDS

## part 2 ONE MAGIC FORMULA

Notice that the ADDED notes for C9 are **B<sup>b</sup> - D**  
the ADDED notes for C11 are **B<sup>b</sup> - D - F**  
and the ADDED notes for Csus4 is **F**

Now notice that **B<sup>b</sup> - D - F** is the chord of **B<sup>b</sup> major**

So if you play the chord of B<sup>b</sup> major with your right hand and play a left hand bass (ROOT) note of C you will roughly hear the 'sound' of the C9, Csus4 and C11 chords



From this example we can easily work out a FORMULA to enable you to EASILY BLUFF any '9', '11' or sus4 chord...

Notice that the RIGHT hand B<sup>b</sup> chord is 2 notes LEFT of C

**So the MAGIC FORMULA is...**

**TO BLUFF X9 or X11 or Xsus4**

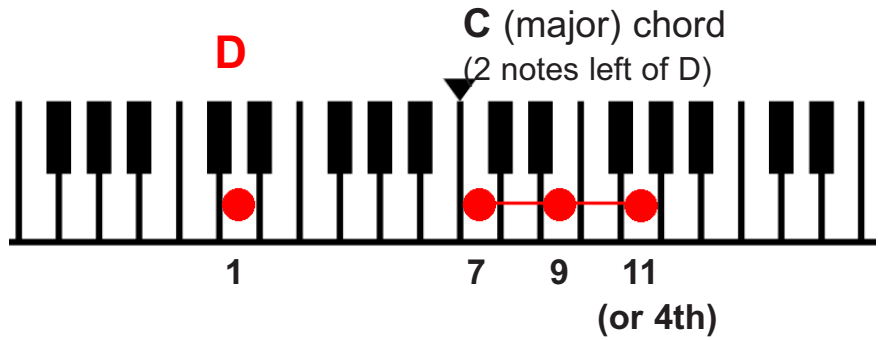
**LEFT HAND - plays the ROOT note of X in the bass**

**RIGHT HAND - plays a MAJOR chord whose ROOT note is 2 notes LEFT of X**

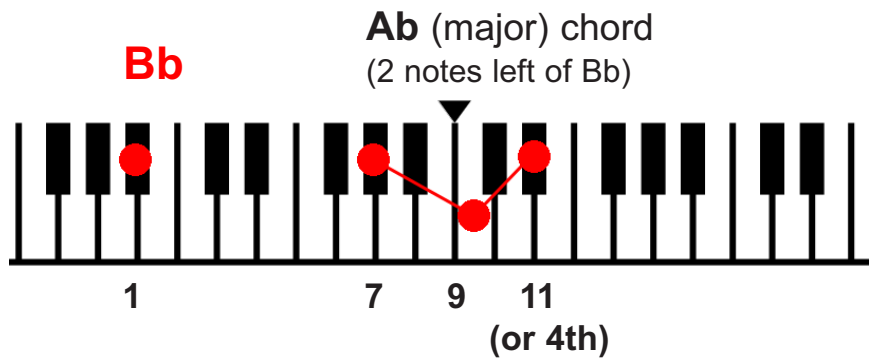
**REMEMBER TO COUNT BLACK KEYS**

## EXAMPLES OF BLUFFED 9, 11 and sus4 chords

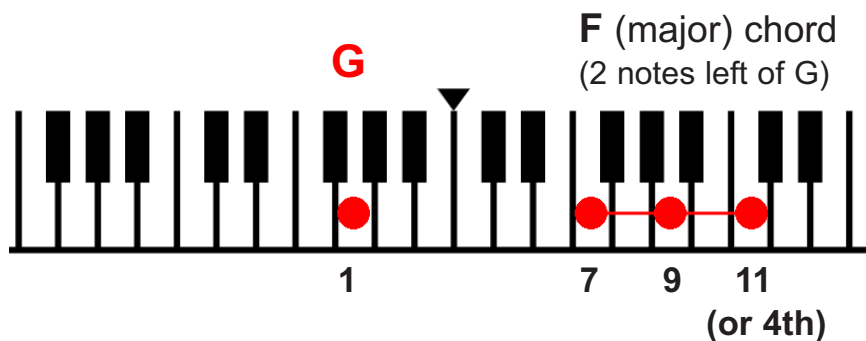
D9, D11 or Dsus4



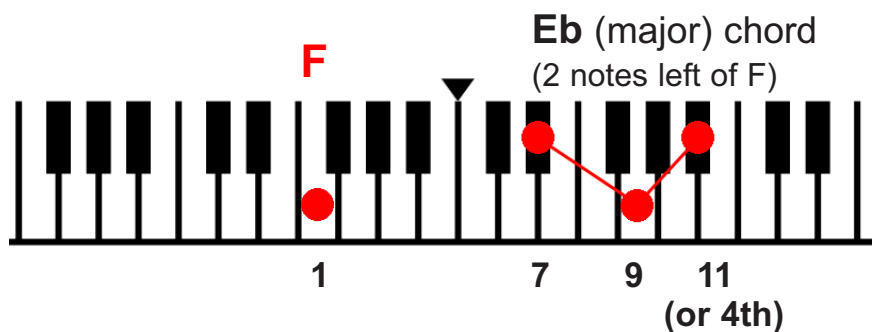
B<sup>b</sup>9, B<sup>b</sup>11 or B<sup>b</sup>sus4



G9, G11 or Gsus4



F9, F11 or Fsus4



*REMEMBER - It's a BLUFF - and although it will work a lot of time - it may not work every time  
Sometimes the composer maybe wanted JUST the 9 or JUST the sus4 for a specific sound - use  
your ear - if it sounds 'off' then experiment until you get what you think it's meant to sound like*

# BLUFF 9, 11, sus4 PRACTICE PROGRESSIONS

## Rhythm - Bossa Nova Bounce (HUNGRY HEART - Bruce Springstein)

G (bkwds)	Em (middle)	Am7	Dsus	Keep repeating
-----------	-------------	-----	------	----------------

## Rhythm- Half Beat Bounce (MANDY - Barry Mannilow)

C	Cmaj7	C	Cmaj7	Dm	Dm7
Bbmaj7	G11(Mid)	G			

## Rhythm - Half Beat Bounce (ROCKET MAN - Elton John)

Gm	Mid	Gm7	Csus	C7	Repeat	
----	-----	-----	------	----	--------	--

## Rhythm - Half Beat Bounce (HAVE I TOLD YOU LATELY - Van Morrison)

F	Am7	Bmaj7	C	F	Am7	Bmaj7	C	Bbmaj7	Am7
Gm	Gm/C	F	Csus						

## Rhythm - Half beat bounce (WOMAN - John Lennon)

C	Dm	C	Dm	C	Am	Dm	Gsus,G	F	Dm	Em	Gsus,G

Bkds

Mid

Mid

Mid

## Rhythm - Bossa Nova Bounce (MY CHERIE AMOUR - Stevie Wonder)

Cmaj7	C11	Fmaj7 (Mid)	D11
-------	-----	-------------	-----

\*The above progressions are for improvisational purposes only.

You can find the complete chord progressions, with lyrics, for FREE at [ultimate-guitar.com](http://ultimate-guitar.com)

Ultimate Guitar is one of the only chord sites that pay artists for the use of their songs