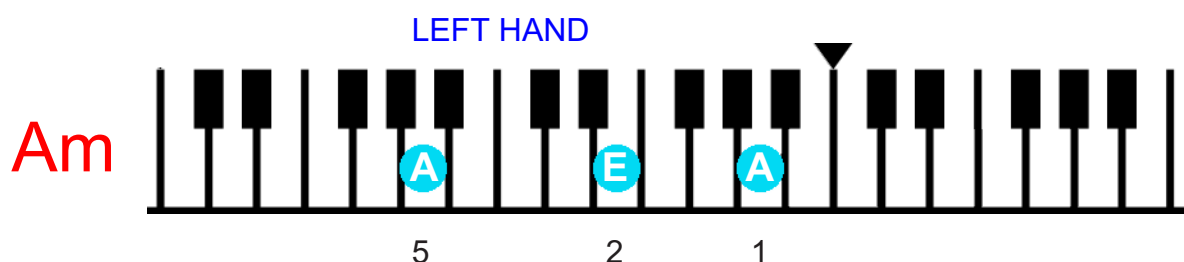


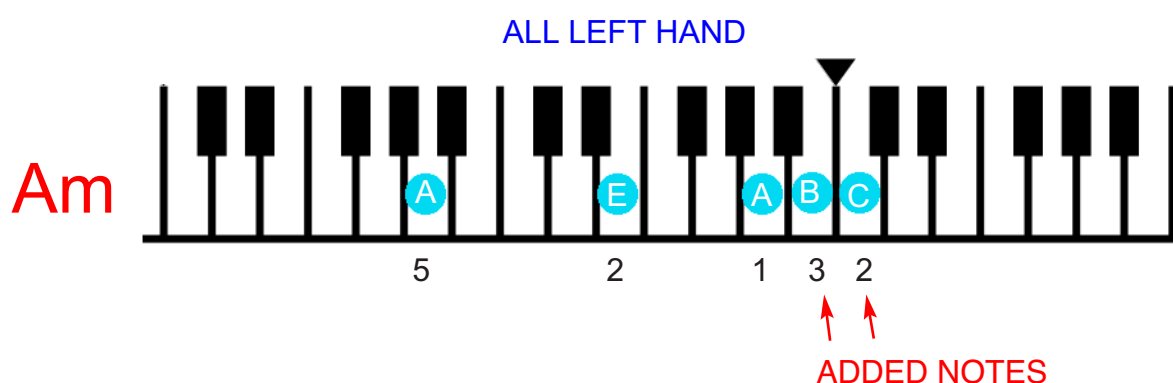
MOVING BEYOND THREE NOTES

GREENSLEAVES

Look again at the first three note left hand pattern you learned




Play it again but this time add TWO EXTRA NOTES to the end of the pattern. ADD THEM WITH YOUR **LEFT HAND** by crossing your 3rd and 2nd fingers over your thumb. You play FIVE notes in total like a bass run.



Here's what it looks like in musical notation,

Note that you play this in 3/4 time (3 beats to a bar or 6 half beats to a bar)

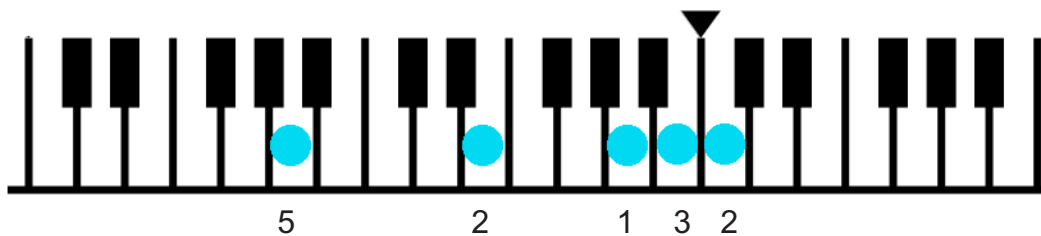


Now transpose the pattern to the chords of G, F E and C in preparation for the song GREENSLEAVES.

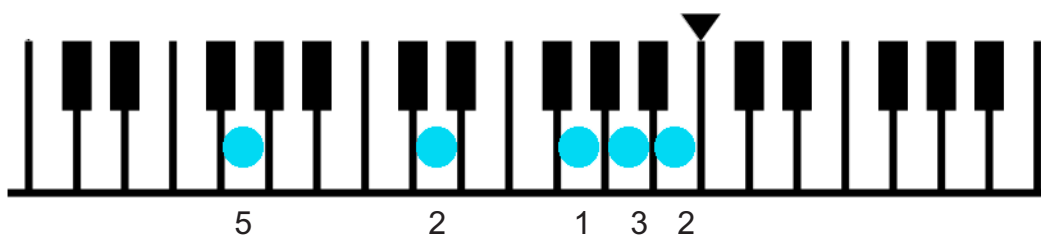
MOVING BEYOND THREE NOTES

LEFT HAND patterns for GREENSLEAVES

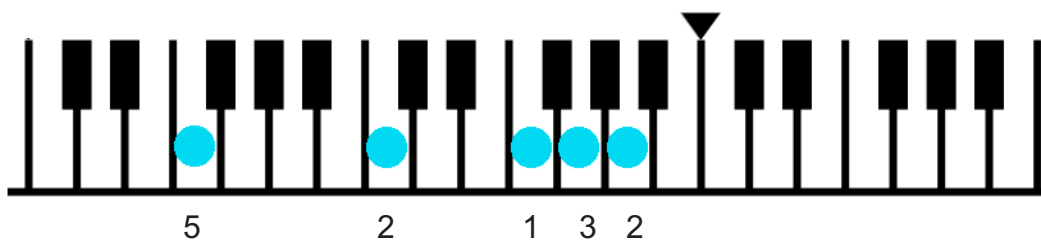
Am



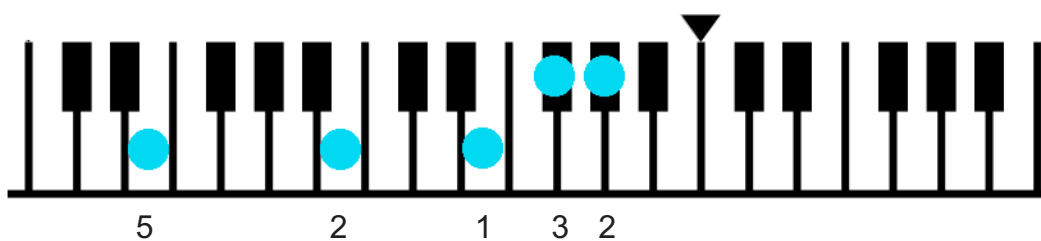
G



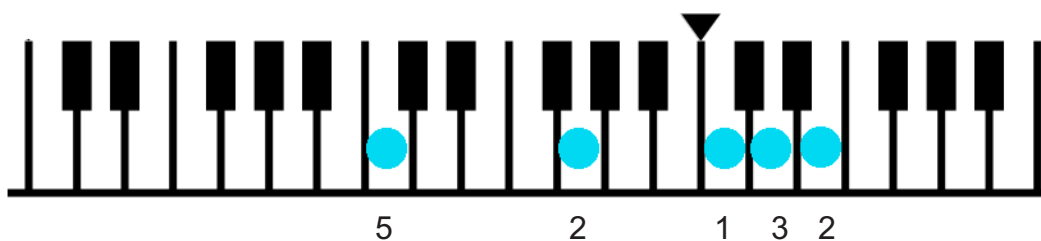
F



E



C



EXTENDING THE LEFT HAND

GREENSLEAVES

PAGE 1

1 2

A C D E F E D B G A B

Am Am G G

5

C A A G# A B G# E A

F F E E

9

C D E F E D B G A B

Am Am G G

13

C B A G# F# G A A

F E Am Am

EXTENDING THE LEFT HAND

GREENSLEAVES

PAGE 2

17 G G F E D B G A B

3 C C G G

21 C A A G A B G# E

3 F F E E

25 G G F E D B G A B

3 C C G G

29 C B A G# A B A

4 F E Am Am