


NOW IT'S TIME TO  
JAZZ THINGS UP..



C MAJOR JAZZ

# JAZZ STANDARDS AND SHOW TUNES

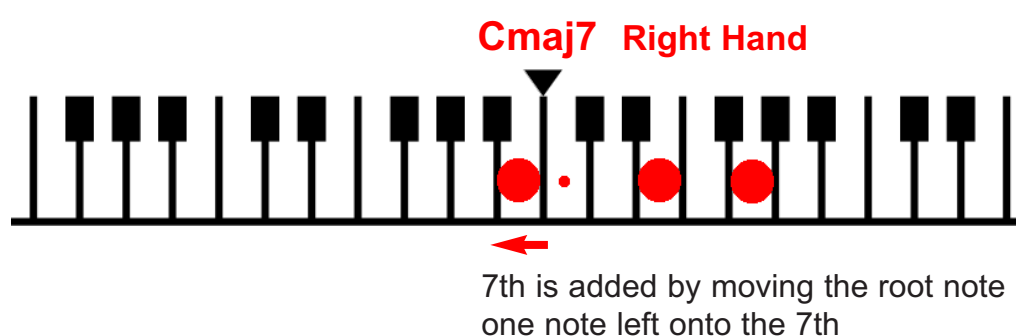
## MADE EASY

The Ballad style you learned earlier can work for many jazz standards and show tunes but there is another (often easier and better) way to approach this style of music.

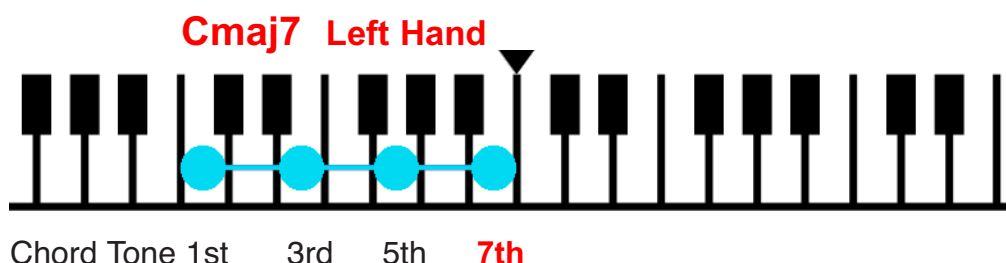
Because jazz standards and show tunes use a lot of interesting combinations of 7th chords you can often 'get away with' simply playing each chord **ONCE** with your **LEFT HAND** while you play the melody with your right hand.

Playing seventh chords in your **LEFT HAND** is different from how you learned to form them in your **RIGHT** hand.

For instance, to form 7th chords in your **RIGHT HAND** you learned to move your thumb from the **ROOT** note **TO** the seventh.



But to form 7th chords in your **LEFT HAND** for use with show tune melodies the 7th note is simply **ADDED** to the basic 3 note chord.



When playing 4-note 7th chords with your left hand use fingers 5 4 2 1 (don't use **MIDDLE** finger).

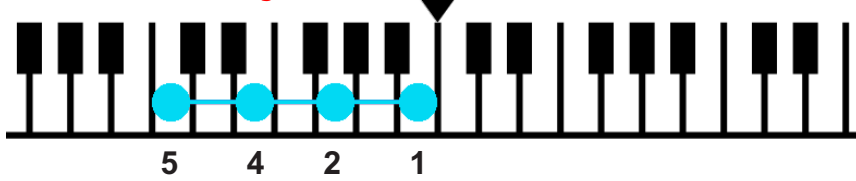
## THE C FAMILY 7th CHORDS

Practice the following chords until your fingers get used to playing 4-note chords

ALL  
LEFT  
HAND

FINGERING

**Cmaj7**



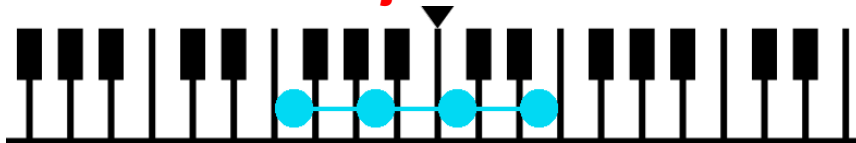
**Dm7**



**Em7**



**Fmaj7**



**G7**



**Am7**



**B<sup>°</sup>7**



Play them nice and slow. Do you hear the slightly 'JAZZY' sound?