

4 Note Jazz Chord **INVERSIONS**

Earlier you learned how to play your right hand 3 note chords as **INVERSIONS**
- Middle Inversion and Backwards Inversion

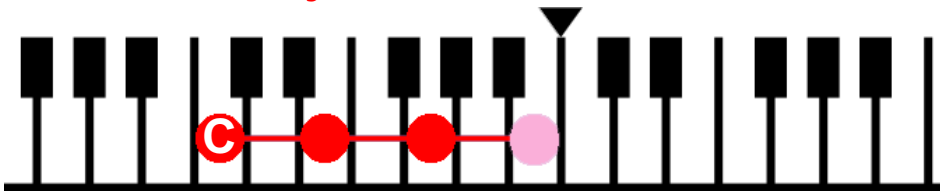
You can do the same with the 4 note **LEFT** hand Jazz chords

For instance.

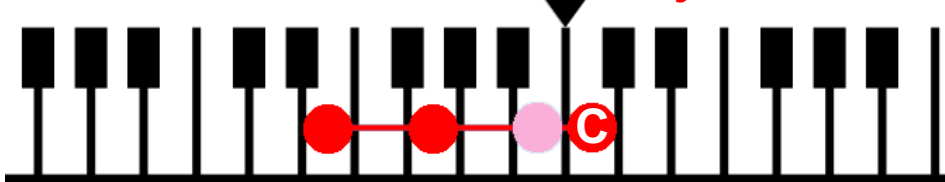
ALL LEFT HAND

(Fingering - leave out your middle finger in all three chords)

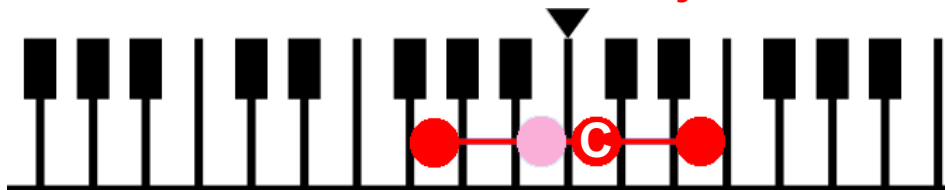
Cmaj7 Root position 1 3 5 7



Cmaj7 Backwards 3571 Inversion



Cmaj7 Middle 5713 Inversion



3rd finger on ROOT note

Cmaj7 '7135' Inversion



2nd finger on ROOT note

THE CATERPILLAR JAZZ WALK

Now try this classic chord progression that uses ROOT position chords and MIDDLE (5713) inversions.

Notice how your hand 'walks' down the keyboard like a CATERPILLAR

Play it VERY slowly and then try making up slow jazzy melodies with ANY white keys in your RIGHT hand. Jazz magic!

ALL LEFT HAND

(Fingering - leave out your middle finger in all chords)

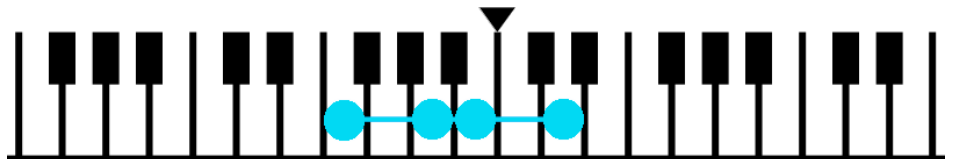
Cmaj7
Middle Inversion



Fmaj7



B^o7
Middle Inversion



Em7



Am7
Middle Inversion



Dm7



G7
Middle Inversion



Cmaj7

