

## D MINOR JAZZ LEFT HAND STRIDE 1

Another way to play chords in the left hand is to use a technique called STRIDE

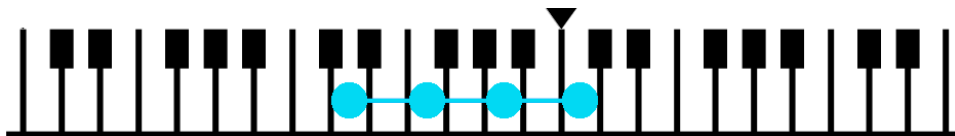
This is where you play a bass note THEN the chord higher up the keyboard  
Try it with your D MINOR JAZZ chords

### ALL LEFT HAND

Hit a low  
**D** note



Then an  
**Dm7** chord



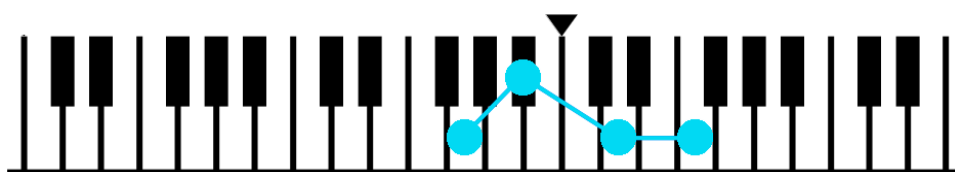
Then an  
**Em7** chord



Hit a low  
**G** note



Then an  
**Gm7** chord



Then an  
**Am7** chord



Now try the progression and rhythm on the next page

## D MINOR JAZZ

### LEFT HAND STRIDE 2

Listen carefully to the recording.


Play it nice and slow to give yourself plenty of time to improvise in the right hand.

Notice that even though the Em7 looks like it is played twice, it is actually played ONCE just before the end of the bar and HELD down throughout the next bar (That's what the little curved lines mean - they are called 'ties')

### D MINOR STRIDE


LEFT HAND **Dm7** **Em7**

**Dm7** **Em7**



**Dm7** **Em7**

**Dm7** **Em7**



**Gm7** **Am7**

**Gm7** **Am7**



KEEP REPEATING

Now play around with the Dm7 scale (all the white keys)  
and the D Blues Scale