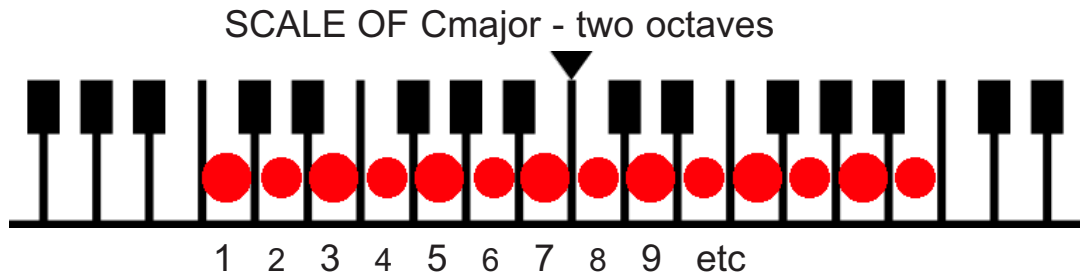


FOUR NOTE FLOURISH

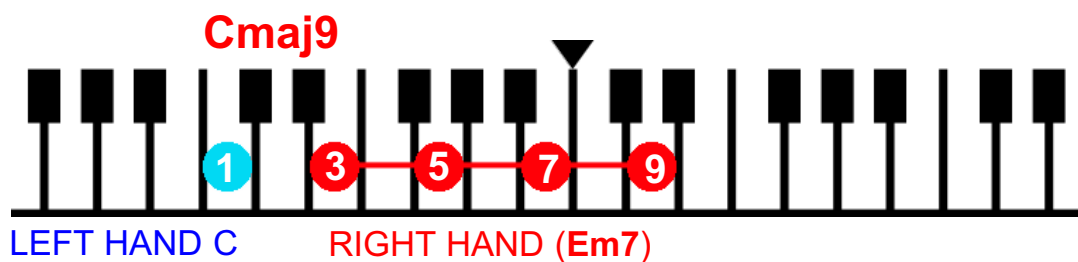
Extended chords (9ths)

Another way you can play the 4 note flourish is to make use of 9th chords.
Let's look again at where the numbers of the chords come from

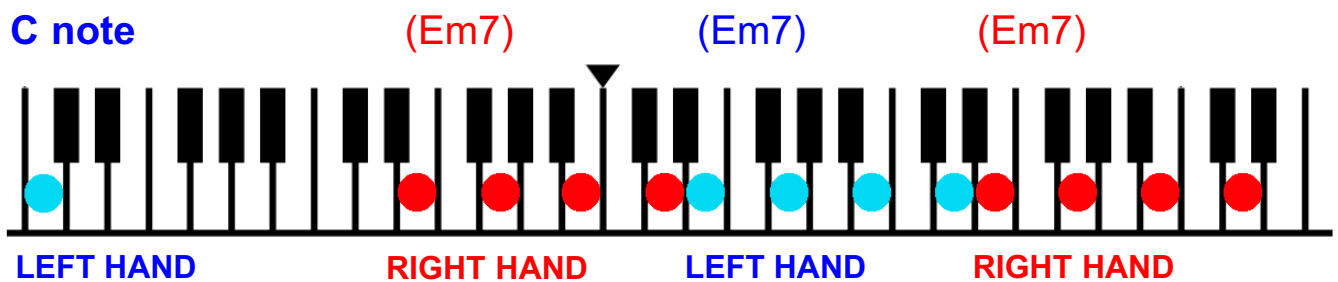


You will notice that the 3rd, 5th, 7th and 9th make up the chord of **Em7**

So if you played a BASS note of C in the LEFT HAND and a RIGHT hand chord of Em7 you would be playing the extended chord Cmajor9. A lovely sound!



Try another 4 note flourish but this time make use of extended chords.
First of all try **Cmaj9**



Experiment further with the following EXTENDED chords (ALL WHITE KEYS)

- Am9** = A note LEFT hand - Cmaj7 chord RIGHT hand
- Fmaj9** = F note LEFT hand - Am7 chord RIGHT hand
- Dm9** = D note LEFT hand - Fmaj7 chord RIGHT hand
- Cmaj9** = C note LEFT hand - Em7 chord RIGHT hand