

## STRIDIN' ALONG In Cmaj9

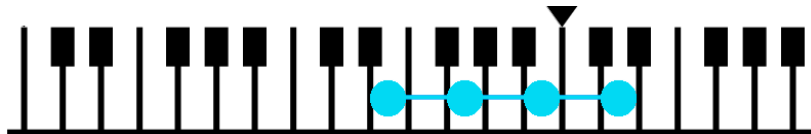
Let's play some more stride piano and put these EXTENDED chords to use. Work out the chords first

The first chords are based in the key of **C MAJOR**

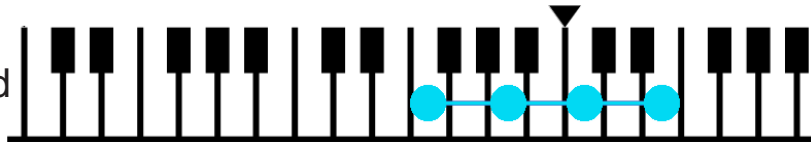
Hit a low  
**C** note



Then an  
**Em7** chord



Then an  
**Fmaj7** chord

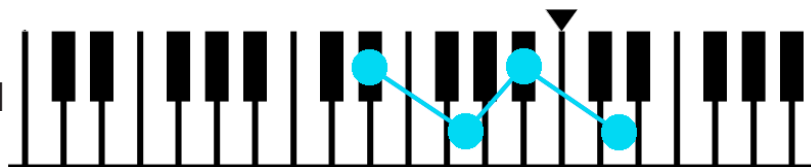


The second chords are based in the key of **C MINOR**

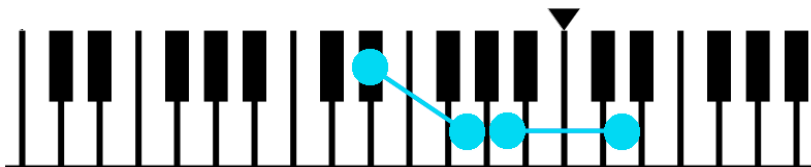
Hit a low  
**C** note



Then an  
**Ebm7** chord



Then drop  
the Bb onto  
the A key



Now try the progression (and rhythm) on the next page.

# STRIDIN' ALONG In Cmaj9

## LEFT HAND

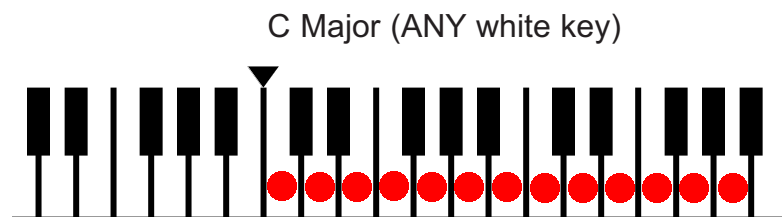
**C** (Em7) (Fmaj7) (Em7) (Fmaj7)

5 (Em7) (Fmaj7) (Em7) (Fmaj7)

9 **C minor** (EbM7) (drop Bb) (EbM7) (drop Bb)

## TO IMPROVISE

In the RIGHT HAND use the scale of C major (ANY white key) for the first 8 bars



When you change to C minor use the following scale Cm7

